

---

**AQAR report - APCOGN20386 - Bapatla Engineering College (Autonomous) Bapatla - Andhra Pradesh for the year 2017-2018**

---

**CAPU AQAR** <capuaqar@gmail.com>  
To: bec iqac <beciqac@gmail.com>

Mon, Dec 17, 2018 at 2:46 PM

NAAC/AQAR ACK/ DECEMBER/2018/

Bapatla Engineering College  
Mahatmajipuram, G.B.C. Road, Bapatla Post  
Guntur District  
Andhra Pradesh

**Subject: Acknowledgement of AQAR**

We are Acknowledging the receipt of Online Submission of Annual Quality Assurance Report (AQAR) for the Year: 2017-18.

For any queries related to AQAR, you may kindly contact E-mail ID ([capuaqar@gmail.com](mailto:capuaqar@gmail.com)).

Wishing you success in your Quality Enhancement Process.

THANKS WITH REGARDS  
CAPU-AQAR  
(CENTRAL APPLICATION PROCESSING UNIT)

[Quoted text hidden]

**Bapatla Engineering College**  
**(Autonomous)**  
**BAPATLA**



**AQAR report for the year**  
**2017 – 2018**



**Bapatla Engineering College :: Bapatla**

(Autonomous under Acharya Nagarjuna University)

(Sponsored by Bapatla Education Society)

**BAPATLA-522 102 Guntur District, A.P, INDIA**

**[www.becbapatla.ac.in](http://www.becbapatla.ac.in)**

# The Annual Quality Assurance Report (AQAR) of the IQAC

## Part – A

### I. Details of the Institution

1.1 Name of the Institution

**BAPATLA ENGINEERING COLLEGE**

1.2 Address Line 1

**MAHATMAJIPURAM,**

Address Line 2

**G.B.C. ROAD, BAPATLA POST**

City/Town

**GUNTUR Dt.**

State

**ANDHRA PRADESH**

Pin Code

**522102**

Institution e-mail address

**bec\_principal@yahoo.com**

Contact Nos.

**08643-224244**

Name of the Head of the Institution:

**Dr. S. Rajasekaran**

Tel. No. with STD Code:

**08643-224244**

Mobile:

**9440730035**

Name of the IQAC Co-ordinator:

**Dr. P Pardhasaradhi**

Mobile:

**9849230426**

IQAC e-mail address:

**beciqac@gmail.com**

1.3 NAAC Track ID:

**APCOGN20386**

1.4 Website address:

**www.becbapatla.ac.in**

Web-link of the AQAR:

**<http://www.becbapatla.ac.in/AQAR201718.doc>**

1.5 Accreditation Details

Sl. No.	Cycle	Grade	CGPA	Year of Accreditation	Validity Period
1	1 <sup>st</sup> Cycle	B	2.70	2015	5 Years
2	2 <sup>nd</sup> Cycle				
3	3 <sup>rd</sup> Cycle				
4	4 <sup>th</sup> Cycle				

1.6 Date of Establishment of IQAC : DD/MM/YYYY

07/10/2015

1.7 AQAR for the year

2016-2017

1.8 Details of the previous year's AQAR submitted to NAAC after the latest Assessment and Accreditation by NAAC

i. AQAR AQAR 2015-16 submitted to NAAC on (03/09/2016)

ii. AQAR AQAR 2015-16 submitted to NAAC on (25/10/2017)

1.9 Institutional Status

University State  Central  Deemed  Private

Affiliated College Yes  No

Constituent College Yes  No

Autonomous college of UGC Yes  No

Regulatory Agency approved Institution Yes  No

(eg. AICTE, BCI, MCI, PCI, NCI)

Type of Institution Co-education  Men  Women

Urban  Rural  Tribal

Financial Status Grant-in-aid  UGC 2(f)  UGC 12B

Grant-in-aid + Self Financing  Totally Self-financing

1.10 Type of Faculty/Programme

Arts  Science  Commerce  Law  PEI (Phys Edu)

TEI (Edu)  Engineering  Health Science  Management

Others (Specify)

.

1.11 Name of the Affiliating University (*for the Colleges*)

**Acharya Nagarjuna University,  
Nagarjuna Nagar – 522 510.**

1.12 Special status conferred by Central/ State Government-- UGC/CSIR/DST/DBT/ICMR etc

Autonomy by State/Central Govt. / University

UNIVERSITY

University with Potential for Excellence	NIL	UGC-CPE	NIL
DST Star Scheme	NIL	UGC-CE	NIL
UGC-Special Assistance Programme	NIL	DST-FIST	NIL
UGC-Innovative PG programmes	NIL	Any other ( <i>Specify</i> )	NIL
UGC-COP Programmes	NIL		

## **2. IQAC Composition and Activities**

2.1 No. of Teachers	11
2.2 No. of Administrative/Technical staff	1
2.3 No. of students	1
2.4 No. of Management representatives	1
2.5 No. of Alumni	1
2.6 No. of any other stakeholder and community representatives	1
2.7 No. of Employers/ Industrialists	1
2.8 No. of other External Experts	0
2.9 Total No. of members	17
2.10 No. of IQAC meetings held	3

2.11 No. of meetings with various stakeholders: No. of students  Faculty   
 Non-Teaching Staff  Alumni  Others

2.12 Has IQAC received any funding from UGC during the year? Yes  No   
 If yes, mention the amount

2.13 Seminars and Conferences (only quality related)

(i) No. of Seminars/Conferences/ Workshops/Symposia organized by the IQAC

Total Nos.  International  National  State  Institution Level

(ii) Themes

2.14 Significant Activities and contributions made by IQAC

1. Preparation of common templates for effective execution of activities.
2. Monitoring the counselling process.
3. Scheme of valuation of SEE scripts is displayed on the college website.
4. SEE scripts are given to all the students for verification.
5. No revaluation fee is collected from the students.
6. Curriculum changes are made to cater to the needs of the students.
7. MOU with NASSCOM, APSSDC.
8. Introducing industry oriented curriculum like Data analytics, Cyber Security.
9. Course on Azure, Microsoft Azure University.
10. Informing Parents/ Guardians about student Progress.

2.15 Plan of Action by IQAC/Outcome

Plan of Action	Achievements
1. MOUs with industry.	MOU with NASSCOM, APSSDC.
2. Transparency in the valuation process.	SEE scripts are shown to all the students
3. Effective student counselling.	All the parents of the students (under performers) are called by phone and informed.

*\* The Academic Calendar of the year 2017-2018 is attached as Annexure -I.*

2.16 Whether the AQAR was placed in statutory body Yes  No   
 Management  Syndicate  Any other body

Provide the details of the action taken

## Part – B

### Criterion – I

#### I. Curricular Aspects

##### 1.1 Details about Academic Programmes

Level of the Programme	Number of existing Programmes	Number of programmes added during the year	Number of self-financing programmes	Number of value added / Career Oriented programmes
PhD	0	0	0	0
PG	11	0	11	0
UG	8	0	8	0
PG Diploma	0	0	0	0
Advanced Diploma	0	0	0	0
Diploma	4	0	4	0
Certificate	0	0	0	0
Others	0	0	0	0
<b>Total</b>	23	0	23	0

Interdisciplinary	0			
Innovative	0			

##### 1.2 (i) Flexibility of the Curriculum: CBCS/Core/Elective option / Open options

##### (ii) Pattern of programmes:

Pattern	Number of programmes
Semester	<b>23</b>
Trimester	0
Annual	0

1.3 Feedback from stakeholders\* Alumni  Parents  Employers  Students   
*(On all aspects)*

Mode of feedback : Online  Manual  Co-operating schools (for PEI)

\* *The analysis of the feedback is provided in the Annexure – II.*

##### 1.4 Whether there is any revision/update of regulation or syllabi, if yes, mention their salient aspects.

Yes

1. External examination (SEE) scripts are given to the students for verification
2. English, chemistry and engineering subjects are revised.

##### 1.5 Any new Department/Centre introduced during the year. If yes, give details.

NIL

## Criterion – II

### 2. Teaching, Learning and Evaluation

2.1 Total No. of permanent faculty

Total	Asst. Professors	Associate Professors	Professors	Others
278	236	21	21	0

2.2 No. of permanent faculty with Ph.D.

38
----

2.3 No. of Faculty Positions Recruited (R) and Vacant (V) during the year

Asst. Professors		Associate Professors		Professors		Others		Total	
R	V	R	V	R	V	R	V	R	V
10	3	3	2	4	2	0	0	17	7

2.4 No. of Guest and Visiting faculty and Temporary faculty

7	12	0
---	----	---

2.5 Faculty participation in conferences and symposia:

No. of Faculty	International level	National level	State level
Attended	31	9	3
Presented papers	31	10	3
Resource Persons	11	2	2

2.6 Innovative processes adopted by the institution in Teaching and Learning:

- Instruction is given by power point presentations in some subjects.
- Demo sessions are taken.
- Tutorial sheets are given for some subjects where problem based learning is important.
- Mini projects in some departments.
- Objective questions practice in CRT classes.
- GATE Classes are conducted.
- Remedial Classes are conducted.

2.7 Total No. of actual teaching days

192 days
----------

during this academic year

2.8 Examination/ Evaluation Reforms initiated by the

Answer Scripts are given to the students for verification Course repetition offered with effective class work for the students who could not secure pass grade in any theory subject
---

2.9 No. of faculty members involved in curriculum restructuring/ revision/ syllabus development as member of Board of Study/Faculty/Curriculum Development workshop

98	48	47
----	----	----



2.10 Average percentage of attendance of students

87%

2.11 Course/Programme wise distribution of pass percentage:

Title of the Programme	Total no. of students appeared	Division				
		Distinction %	I %	II %	III %	Pass %
ECE(UG)	187	60%	25%	3.4%	1%	<b>92.5</b>
IT(UG)	80	27.5	35	23.75	0	<b>86.25</b>
CSE(UG)	160	61	39	24	0.52	<b>81.15</b>
MECH (UG)	187	20.45	33.4	32.6	9.75	<b>96.2</b>
CIVIL(UG)	182	29.12	35.71	12.63	0	<b>12.63</b>
CHEM(UG)	20	32.14	28.57	14.28	0.25	<b>75.24</b>
EIE (UG)	61	11.47	36.06	16.4	0	<b>64.6</b>
EEE (UG)	180	20	40	12.7	NA	<b>72.77</b>
ECE (PG)	9	44%	44%	0	0	<b>88.8%</b>
EEE (PG)	02	100	0	0	0	<b>100</b>
CSE (PG)	0	0	0	0	0	<b>0</b>
CIVIL (PG)	18	100				<b>100</b>
MECH (PG)	5	40	60			<b>100</b>
MCA	41	68.3	26.82			<b>95.12</b>
M.Sc (CS)	17	23,52	76.48			<b>100</b>
M.Sc (MATHS)	28	50	39.28	7.1	0	<b>96.43</b>
M.Sc (Organic)	30	30	43.4			<b>73.4</b>
M.Sc (Analytic)	20	45	30			<b>75</b>
M.Sc (Physics)	29	10	16	0	3	87

2.12 How does IQAC Contribute/Monitor/Evaluate the Teaching & Learning processes:

1. Various templates (like result analysis, self appraisal forms, feedback analysis) are prepared and put on the IQAC website.
2. Information is circulated to all the departments through circulars, emails and sometimes oral communications is also used.
3. All the HODs are frequently reminded to counsel the students on a regular basis in the Heads of the departments meetings.
4. All the HODS are advised to conduct staff meetings after the results declaration to identify the weaker students for counselling them.

2.13 Initiatives undertaken towards faculty development

<i>Faculty / Staff Development Programmes</i>	<i>Number of faculty benefitted</i>
Refresher courses	1
UGC – Faculty Improvement Programme	0

HRD programmes	6
Orientation programmes	1
Faculty exchange programme	2
Staff training conducted by the university	0
Staff training conducted by other institutions	8
Summer / Winter schools, Workshops, etc.	91
Others	26

#### 2.14 Details of Administrative and Technical staff

Category	Number of Permanent Employees	Number of Vacant Positions	Number of permanent positions filled during the Year	Number of positions filled temporarily
Administrative Staff	83	-	-	-
Technical Staff	21	-	-	-

### Criterion – III

## 3. Research, Consultancy and Extension

#### 3.1 Initiatives of the IQAC in Sensitizing/Promoting Research Climate in the institution

In the IQAC meeting, all the HODS are instructed to apply for R&D projects, counsel the faculty for registering Ph.D, attend the conferences, seminars and workshops.

#### 3.2 Details regarding major projects

	Completed	Ongoing	Sanctioned	Submitted
Number		1		1
Outlay in Rs. Lakhs		21.8		19.9

#### 3.3 Details regarding minor projects

	Completed	Ongoing	Sanctioned	Submitted
Number	3	2		1
Outlay in Rs. Lakhs	5.75	3.9		5.6

#### 3.4 Details on research publications

	International	National	Others
Peer Review Journals	70	2	0
Non-Peer Review Journals	14	0	0
e-Journals	2	0	0
Conference proceedings	12	6	0

3.5 Details on Impact factor of publications:

Range  Average  h-index  Nos. in SCOPUS

3.6 Research funds sanctioned and received from various funding agencies, industry and other organisations

Nature of the Project	Duration Year	Name of the funding Agency	Total grant sanctioned	Received
Major projects				
Minor Projects	2	UGC	3.9L	2.6L
Interdisciplinary Projects				
Industry sponsored				
Projects sponsored by the University/ College				
Students research projects <i>(other than compulsory by the University)</i>				
Any other(Specify)				
Total			3.9L	2.6L

3.7 No. of books published i) With ISBN No.  Chapters in Edited Books

ii) Without ISBN No.

3.8 No. of University Departments receiving funds from

UGC-SAP  CAS  DST-FIST

DPE  DBT Scheme/funds

3.9 For colleges Autonomy  CPE  DBT Star Scheme

INSPIRE  CE  Any Other (specify)

3.10 Revenue generated through consultancy

3.11 No. of conferences

organized by the Institution

Level	International	National	State	University	College
Number	0	3	0	0	0
Sponsoring agencies	0	0	0	0	0

3.12 No. of faculty served as experts, chairpersons or resource persons

3.13 No. of collaborations International  National  Any other

3.14 No. of linkages created during this year

3.15 Total budget for research for current year in lakhs :

From Funding agency  From Management of University/College   
 Total

3.16 No. of patents received this year

Type of Patent		Number
National	Applied	NIL
	Granted	NIL
International	Applied	NIL
	Granted	NIL
Commercialised	Applied	NIL
	Granted	NIL

3.17 No. of research awards/ recognitions received by faculty and research fellows  
 Of the institute in the year

Total	International	National	State	University	Dist	College
NIL						

3.18 No. of faculty from the Institution  
 who are Ph. D. Guides  
 and students registered under them

3.19 No. of Ph.D. awarded by faculty from the Institution

3.20 No. of Research scholars receiving the Fellowships (Newly enrolled + existing ones)

JRF  SRF  Project Fellows  Any other

3.21 No. of students Participated in NSS events:

University level  State level   
 National level  International level

3.22 No. of students participated in NCC events:

University level  State level   
 National level  International level

3.23 No. of Awards won in NSS:

University level  State level   
 National level  International level

3.24 No. of Awards won in NCC:

University level  State level   
 National level  International level

### 3.25 No. of Extension activities organized

University forum	<input type="text" value="0"/>	College forum	<input type="text" value="8"/>		
NCC	<input type="text" value="12"/>	NSS	<input type="text" value="01"/>	Any other	<input type="text" value="0"/>

### 3.26 Major Activities during the year in the sphere of extension activities and Institutional Social Responsibility

- Maintenance of hostel for poor children.
- Volunteered various health camps organising by several Foundations on various days.
- Conducting blood test and donation camps by volunteers in college.
- Conducting Science fair competition in different villages.
- Conduction of 'Come and Share' event.
- Conduction of Talent Tests program in various schools and providing 'Career Guidance' students that they can go through after S.S.C.
- Conducting various events for PCS (Deaf and Dumb School in vedhulapalli) children on the occasion of Children's day.
- Participating various cultural events (Painting, Singing, Skit, Mime, Mono acting, Dancing, Ad making) conducted in different colleges in different dates

## Criterion – IV

### 4. Infrastructure and Learning Resources

#### 4.1 Details of increase in infrastructure facilities:

Facilities	Existing	Newly created	Source of Fund	Total
Campus area	36 acres	0	COLLEGE	
Class rooms	53	0	COLLEGE	53
Laboratories	58	0	COLLEGE	58
Seminar Halls	5	1	COLLEGE	6
No. of important equipments purchased (≥ 1-0 lakh) during the current year.	<b>5</b>	1	College budget	6
Value of the equipment purchased during the year (Rs. in Lakhs)	<b>20.8</b>	5.9	College budget	26.7
Others				

#### 4.2 Computerization of administration and library

Library is automated with Network version of SOUL Software (developed by INFLIBNET, Ahmedabad)

#### 4.3 Library services:

	Existing		Newly added		Total	
	No.	Value Rs.	No.	Value Rs.	No.	Value Rs.
<b>Text Books</b>	54603	10123428.05	2858	1222487.12	57461	11345915.17
<b>Reference Books</b>	13860	7402260.80	247	116453.94	14107	7518714.74
<b>e – Books DELNET Digital Library</b>	1157 (Engg. ,Computers, Science & Maths)	11500.00	--	--	1157	11500.00
<b>Journals</b>	118	201300.00	--	--	118	201300.00
<b>e – Journals</b>	275	588538.00	--	--	275	588538.00
<b>Digital Database</b>	--	--	--	--	--	--
<b>Educational CDs</b>	2903	--	141	--	3044	--
<b>Others (specify) NPTEL Video Courses</b>	236	100000.00	--	--	236	100000.00

#### 4.4 Technology up gradation (overall)

	Total Computers	Computer Labs	Internet (Mbps)	Browsing Centres	Computer Centres	Office	Departments	Others (Exam Section, Library)
Existing	1447	29	BB - 40 LL- 20	29	11	17	13	2
Added	00	00	LL-100	00	00	00	00	00
Total	1447	29		29	11	17	13	2

#### 4.5 Computer, Internet access, training to teachers and students and any other programme for technology upgradation (Networking, e-Governance etc.)

Nil

#### 4.6 Amount spent on maintenance in lakhs:

i) ICT

151.53

ii) Campus Infrastructure and facilities

2442.72

iii) Equipments

37.27

iv) Others

46.50

**Total :**

2678.02

## Criterion – V

### 5. Student Support and Progression

#### 5.1 Contribution of IQAC in enhancing awareness about Student Support Services

- Grievance cell is established to take up the grievances of the students.
- Remedial classes are conducted.
- Career Counselling.
- Anti ragging cell looks after effective anti ragging measures.
- Vigilance cell to monitor the prevention of ragging.
- Disciplinary committee to look after overall in discipline related issues.
- Complaint boxes are kept in majority of the departments and at library, canteen.
- Maintaining gender equality.

#### 5.2 Efforts made by the institution for tracking the progression

- Progress of various activities is monitored via circulars, instructions by phone, emails.
- Academic progress is monitored through frequent meetings with HODs.
- Every semester the results are analyzed thoroughly and appropriate measures are taken for further improvement of weaker students.
- Department meetings are conducted frequently to look after various departmental activities.
- Feedback from the students is taken on a regular basis and the performance of the faculty is evaluated and he is appraised to improve if any deficiency.
- Information and templates are put on the website.
- Question papers (old), manuals (lab) and study materials (some) are kept on the website.
- Interaction with the students is done on a regular basis and parents are informed immediately.

#### 5.3 (a) Total Number of students

UG	PG	Ph. D.	Others
4516	425	0	0

#### (b) No. of students outside the state

0

#### (c) No. of international students

0

	No	%
Men	3423	69.30

Women

No	%
1518	30.70

Last Year						This Year					
General	SC	ST	OBC	Physically Challenged	Total	General	SC	ST	OBC	Physically Challenged	Total
2173	794	163	1894	-	5024	2014	812	164	1951	-	4941

Demand ratio

Dropout %

2%

#### 5.4 Details of student support mechanism for coaching for competitive examinations (If any)

- Gate classes are taken up
- CRT classes are conducted for all the students of B.Tech and MCA course (all the years)

No. of students beneficiaries

#### 5.5 No. of students qualified in these examinations

NET	<input style="width: 30px; text-align: center;" type="text" value="0"/>	SET/SLET	<input style="width: 30px; text-align: center;" type="text" value="0"/>	GATE	<input style="width: 30px; text-align: center;" type="text" value="53"/>	CAT	<input style="width: 30px; text-align: center;" type="text" value="5"/>
IAS/IPS etc	<input style="width: 30px; text-align: center;" type="text" value="0"/>	State PSC	<input style="width: 30px; text-align: center;" type="text" value="0"/>	UPSC	<input style="width: 30px; text-align: center;" type="text" value="0"/>	Others	<input style="width: 30px; text-align: center;" type="text" value="20"/>

#### 5.6 Details of student counselling and career guidance

- Students are given GATE Training.
- CRT classes are conducted from first year onwards.
- They are advised about various opportunities for their career.
- Every month counselling the students those who are having less attendance and internal marks.

No. of students benefitted

#### 5.7 Details of campus placement

<i>On campus</i>			<i>Off Campus</i>
Number of Organizations Visited	Number of Students Participated	Number of Students Placed	Number of Students Placed
31	771	350	40

#### 5.8 Details of gender sensitization programmes

Separate women's grievance cell is established.

#### 5.9 Students Activities

##### 5.9.1 No. of students participated in Sports, Games and other events

State/ University level  National level  International level

No. of students participated in cultural events

State/ University level  National level  International level



5.9.2 No. of medals /awards won by students in Sports, Games and other events

Sports : State/ University level  National level  International level

Cultural: State/ University level  National level  International level

5.10 Scholarships and Financial Support

	Number of students	Amount
Financial support from institution		
Financial support from government	3371	12.79 crores
Financial support from other sources	109	0.94 crore
Number of students who received International/ National recognitions		

5.11 Student organised / initiatives

Fairs : State/ University level  National level  International level

Exhibition: State/ University level  National level  International level

5.12 No. of social initiatives undertaken by the students

5.13 Major grievances of students (if any) redressed:

Students often requested to have faculty from reputed institutes. This year in majority of the departments the faculty recruited were from NITs and IITs.

## Criterion – VI

### **6. Governance, Leadership and Management**

#### 6.1 State the Vision and Mission of the institution

**Vision:**

To build centers of excellence, impart high quality education and instill high standards of ethics and professionalism through strategic efforts of our dedicated staff, which allows the college to effectively adapt to the ever changing aspects of education.

To empower, the faculty and students with the knowledge, skills and innovative thinking to facilitate discovery in numerous existing and yet to be discovered fields of engineering, technology and interdisciplinary endeavours.

**Mission:**

Our mission is to impart the quality education on par with global standards to the students from all over India and in particular those from the local and rural areas. We continuously try to maintain high standards so as to make them technologically competent and ethically strong individuals who shall be able to improve the quality of life and economy of our country.

The vision and mission of the institute are realized through the ever changing syllabus under the guidance of highly knowledgeable academicians, professors and engineers from industry to suit to the changing technological developments. Part of it can be achieved by installing the centers of excellence in the college. The centers include Microsoft Innovation Center (MIC), Bosch Rexroth Center for Competence in Automation Technologies, Siemens Center of excellence and Robotic Technology Center in the research park. These centers enable students and faculty to enhance their practical skills and knowledge. All the departments of the college are equipped with the state of the art laboratories which enable the student to solve real world problems. The syllabus is designed to enhance the knowledge base in diversified fields and made the student ready for industry.

#### 6.2 Does the Institution has a management Information System

NO

### 6.3 Quality improvement strategies adopted by the institution for each of the following:

#### 6.3.1 Curriculum Development

The institution accords highest priority to the curriculum development and its execution. It plays a vital role in the academic and professional careers of the graduates. The institution implements the following process to take care of the design and development of the curriculum.

- Constitution of Academic Council consisting of representatives from Universities, Industry, HODs and Professors.
- Constitution of Board of Studies (BOS) with Representatives from IITs, NITs, Universities, Industry and Research Organizations along with Senior Faculty of the Departments.
- Alumni surveys, Feedback from parents and employer responses are incorporated to upgrade, modify and introduce new topics relevant to the global economy in the production of various Goods and Services.
- Consultations among senior faculty regarding changes to be made to existing syllabus with the input from Alumni in informal discussions, suggestions from academic experts and Industry.
- The drafts are taken up for discussions at the Board of Studies meetings before the approval in the academic council and their discussions are made acceptable at large. Finally a comprehensive document stating the frame work of the curriculum is released and implemented.

#### 6.3.2 Teaching and Learning

All the faculty members make use of different methods to ensure effective Teaching – Learning activities. The lecture method constitutes a major part of the teaching exercise owing to the students who hail from rural areas in general and slow learners in particular. However every teacher incorporates time tested teaching practices which make the classes more effective, interesting and student-centric.

- All the faculty members maintain their respective course files that includes the course objectives & outcomes, syllabus including prescribed and reference text books, Lesson plan, previous question papers, assignment and sessional question papers, lecture notes etc.
- Faculty members use e-learning tools such as CDs/DVDs, Internet, and Power Point etc., in all courses.
- Field trips to industries, exhibitions etc., so as to update the skills of faculty as well as the students.
- The College motivates the Departments to organize Faculty Development Programmes /Workshops/Seminars/Conferences on a regular basis where the faculty can upgrade their intra as well as inter personal skills.
- For each theory subject, lecture plan is prepared by the concerned teacher to ensure that a uniform pace of teaching is maintained.

- The concerned HOD monitors the syllabus progress on a regular basis and reports the same to the Principal. Wherever, a deviation is observed, the HOD seeks clarification from the teacher concerned. If necessary additional classes are planned.
- The course is taught in such a way that the objectives are fulfilled and is completed as per schedule.
- Efforts are made to see that each student follows the fundamentals thoroughly.
- A faculty member in-charge of each section / a group of 15-20 students collects the academic data of the students in the internals as well as at the end semester examination.
- The Departments conduct class interaction & personal counselling; the suggestions from the students are discussed at length in the Departmental staff meetings. Necessary measures are taken to ensure greater excellence in teaching/ learning process.
- From the collected information and their performance in the sessional examination, slow and advanced learners are identified and remedial coaching is arranged during zero hours. Personal attention is also paid to the identified slow learners. Counselling is also conducted in the presence of their parents if necessary.
- The Department also collects the feedback from the students at the end of each semester to know about the teaching / learning of each subject through a questionnaire. Necessary measures are taken to ensure improvement in teaching / learning process in future.
- Feedback from alumni is also obtained through a questionnaire. The information is used to take proper remedial measures in the teaching methodology and making certain facilities more student-friendly to achieve the defined outcomes.

### 6.3.3 Examination and Evaluation

#### Examination:

There are significant reforms in Examination system.

- Credit system was introduced for the benefit of the students.
- Project works and assignments are made part of evaluation.
- 75 % attendane.

#### Evaluation:

The College follows a transparent evaluation system. The evaluated answer scripts of every sessional examination with comments are distributed to the students. All the students have easy access to the teachers and can seek clarification regarding the scheme of evaluation. Any discrepancies reported by any student are rectified before the marks statement is finalized.

Any grievance in the End Semester examinations is addressed to the Dean/Controller of Examination. The redressal of grievances regarding evaluation of the End Semester examination is available in two ways viz. Recounting of Marks and Revaluation of answer script. Therefore the student

may either opt for verification of marks or revaluation of the whole answer book. The student may submit his/her application within stipulated period from the date of announcement of results to the office of the Examination section.

The Answer script is Recounted /Revaluated by the expert appointed by Dean/Controller of Examination. The results of recounting/revaluation are announced through website.

#### 6.3.4 Research and Development

- The senior faculty members who have Ph.D. degrees are involved in decimation of their research findings into the curriculum.
- The elective courses, term papers and project works are designed to inculcate research aspirations among students.

#### 6.3.5 Library, ICT and physical infrastructure / instrumentation

Central Library is housed in a spacious building of plinth area of 2,188 sq meters. It has a collection of over 69,422 volumes related to all the branches of Science and Engineering. A large number of National (80) and International (311) journals and magazines are subscribed. Special volumes like Handbooks, Standard books, Manuals, Encyclopaedias, Technical reports, ISTE Learning Materials, Project Reports, periodicals, Non-Book materials and Conference Proceedings are also available to the students and teachers. Digital library service is also on the anvil.

- The library is fully automated with SOUL Software developed by INFLIBNET.
- Each Department is provided sufficient number of Computers with intranet/internet facility.
- Departments are provided with AC seminar Halls with ICT facilities to conduct guest lectures, seminars, workshops etc.,
- Each Department is provided 2/3 class rooms with LCD facility.
- Some of the Departments are provided with e-class rooms and Virtual Laboratories
- By conducting induction training program for young faculty.
- By organizing Workshops / Conferences / FDP's.
- Laboratories are equipped with modern software packages.
- e- Journals and e- books.

#### 6.3.6 Human Resource Management

- Work load is calculated.
- Advertisement is given for faculty recruitment.
- Written test and demo conducted.
- Completely transparent process with a committee comprising management, Principal and HOD along with senior staff.

### 6.3.7 Faculty and Staff recruitment

Faculty recruitment process is carried out through Acharya Nagarjuna University staff selection committee for teaching staff / BEC staff selection committee for teaching and non-teaching.

### 6.3.8 Industry Interaction / Collaboration

To share mutual knowledge between industry and the institution, the institution entered into a Memorandum Of Understanding with Industries across the country. Both the institution and the industry have found it mutually beneficial to explore cooperative activities for the following purposes.

- Collaboration with the industry/institution oriented activities between the industry and the institution.
- Two-way transfer of technology information and knowledge through collaborative programs, like Guest Lectures, Seminars, Symposia and other interactive programs.
- Exchange of visits by technical people in the industry to institute and vice-versa.
- Provide free access to knowledge resources of the institute to the Industry and vice-versa.
- Provide free access to laboratory and testing facilities available at the institute to the industry and vice-versa.
- Pool up the knowledge and expertise of the technical people of the industry and for mutually agreed execution of joint ventures/activities.
- Provide assistance/guidance for the project work of U.G./ P.G. programmes and for research work of mutual interest.
- MOU with NASSCOM, APSSDC.

### 6.3.9 Admission of Students

The State of Andhra Pradesh is having a centralized admission procedure. Common Entrance Test “EAMCET” for admission into UG, “PGECET” for admission into M.Tech and “ICET” for admission into MCA are conducted by APSICHE (a state agency), Govt. of Andhra Pradesh.

6.4 Welfare schemes for

Teaching	2
Non teaching	3
Students	National insurance

6.5 Total corpus fund generated

5 lakhs

6.6 Whether annual financial audit has been done

Yes

No

6.7 Whether Academic and Administrative Audit (AAA) has been done?

Audit Type	External		Internal	
	Yes/No	Agency	Yes/No	Authority
Academic	No		Yes	
Administrative	No		Yes	

6.8 Does the University/ Autonomous College declares results within 30 days?

For UG Programmes      Yes  No

For PG Programmes      Yes  No

6.9 What efforts are made by the University/ Autonomous College for Examination Reforms?

Examination:

There are significant reforms in Examination system.

- Credit system was introduced for the benefit of the students.
- Project works and assignments are made part of evaluation.
- Internal promotion with 50% aggregate of continuous evaluation & 75% attendance and external pass mark is 40%

Evaluation: Continuous assessment

The College follows a transparent evaluation system. The evaluated answer scripts of every sessional examination with comments are distributed to the students. All the students have easy access to the teachers and can seek clarification regarding the scheme of evaluation. Any discrepancies reported by any student are rectified before the marks statement is finalized.

Evaluation: Semester end examinations

Measures taken to improve the quality of question papers by framed guidelines  
Scrutiny of the question paper carried out w.r.t. uniform coverage of syllabus, out of syllabus etc before the examination.

Detailed scheme with answers prepared for each paper and placed in the college website before the results are announced.

Valuation of answer scripts as per the detailed scheme prepared by the external and internal examiners.

Answer scripts shown to students for verification before the results are declared.

Any discrepancies reported by any student are rectified before the marks statement is finalized.

The results are announced through college website

6.10 What efforts are made by the University to promote autonomy in the affiliated/constituent colleges?

Not applicable as the college is already autonomous college.

#### 6.11 Activities and support from the Alumni Association

- Conducted a seminar on “Latest Trends in Industry and Career Planning” on 23/01/2017.
- Alumni have sponsored Rs.60, 000/- for one day workshop conducted at JKC college-Guntur for spreading awareness on chemical engineering among intermediate students and parents.
- Alumni have sponsored Hari Babu Endowment Cash Scheme in collaboration with the management of college. Cash prize is Rs.17000.

#### 6.12 Activities and support from the Parent – Teacher Association

Not available.

#### 6.13 Development programmes for support staff

Nil

#### 6.14 Initiatives taken by the institution to make the campus eco-friendly

- Good no of trees are planted
- Garden is maintained effectively
- Solar power plant maintenance.
- Centralized parking system.

### **Criterion – VII**

#### **7. Innovations and Best Practices**

7.1 Innovations introduced during this academic year which have created a positive impact on the functioning of the institution. Give details.

- Scheme and evaluation procedure is kept on the website
- SEE scripts are given to students for verification
- No revaluation fee is collected from the students
- Availability of the department data is put on the website for better access.
- MOUs with NASSCOM and APSSDC

7.2 Provide the Action Taken Report (ATR) based on the plan of action decided upon at the beginning of the year

- Effective student counselling
- SEE scripts are given to students for verification
- No revaluation fee is collected from the students
- Availability of the department data is put on the website for better access.
- Fast results declaration within two weeks time.



7.3 Give two Best Practices of the institution

- Enhancing student skill set
- Comprehensive Student Monitoring System

*\*The details are Provided in the Annexure – III.*

7.4 Contribution to environmental awareness / protection

- Eco friendly environment through plantation of more trees.
- Maintenance of the garden in a regular manner.

7.5 Whether environmental audit was conducted? Yes  No

7.6 Any other relevant information the institution wishes to add. (for example SWOT Analysis)

The institution is trying its best to give quality education to all the students majority of whom are from rural background. Students are constantly encouraged to attend seminars, conferences, and workshops. Examination system is getting strengthened by incorporating more transparent approaches. Faster result declarations with minimal errors. It is putting efforts to strengthen the R&D activities by applying R&D projects. Students are given rigorous training for their placement.

**8. Plans of institution for next year**

- Effective Interactions with stakeholders
- Obtaining funding from external resources.
- Increase placement offers
- Improving in academic results.
- Quality publication from the faculty
- Better interaction with industry.

Name Dr. P.PARDHASARADHI

Name DR. S. RAJASEKARAN

Signature of the Coordinator, IQAC

Signature of the Chairperson, IQAC

\*\*\*

**ACADEMIC CALENDAR**

**Bapatla Engineering College (Autonomous)**  
Bapatla-522102

**ACADEMIC CALENDAR**  
**(II, III & IV B.TECH CLASSES FOR THE ACADEMIC YEAR 2017-18)**

**II & III B.TECH CLASSES: -**

DESCRIPTION	I SEMESTER	II SEMESTER
COMMENCEMENT OF CLASS WORK	12.06.2017	13.11.2017
FIRST ASSIGNMENT TEST	13.07.2017 - 26.07.2017	14.12.2017 - 27.12.2017
FIRST TERM EXAMINATIONS	07.08.2017 - 12.08.2017	07.01.2018 - 12.01.2018
SECOND ASSIGNMENT TEST	11.09.2017 - 23.09.2017	22.02.2018 - 07.03.2018
LAST INSTRUCTION DAY	11.10.2017	17.03.2018
SECOND TERM EXAMINATIONS	12.10.2017 - 18.10.2017	19.03.2018 - 24.03.2018
PREPARATION HOLIDAYS	19.10.2017 - 24.10.2017	25.03.2018 - 29.03.2018
SEMESTER END EXAMINATIONS	25.10.2017 - 11.11.2017	30.03.2018 - 22.04.2018


**IV B.TECH.CLASSES: -**

DESCRIPTION	I SEMESTER	II SEMESTER
COMMENCEMENT OF CLASS WORK	19.06.2017	20.11.2017
FIRST ASSIGNMENT TEST	20.07.2017 - 02.08.2017	21.12.2017 - 30.12.2017
FIRST TERM EXAMINATIONS	16.08.2017 - 22.08.2017	09.01.2018 - 12.01.2018
SECOND ASSIGNMENT TEST	21.09.2017 - 11.10.2017	22.02.2018 - 02.03.2018
LAST INSTRUCTION DAY	21.10.2017	13.03.2018
SECOND TERM EXAMINATIONS	23.10.2017 - 28.10.2017	14.03.2018 - 17.03.2018
PREPARATION HOLIDAYS	29.10.2017 - 03.11.2017	18.03.2018 - 23.03.2018
SEMESTER END EXAMINATIONS	04.11.2017 - 19.11.2017	24.03.2018 - 08.04.2018

Dasara Vacation : 24.09.2017 to 02.10.2017  
Pongal Vacation : 13.01.2018 to 21.01.2018

Commencement of class work for the academic year 2017-18:

For II & III B.Tech : 12.06.2017  
For IV B.Tech : 19.06.2017

  
(Dr. N.SUDHAKAR)  
PRINCIPAL

Copy to:  
All Notice Boards  
All HoDs and Office Superintendent  
All HoDs for staff circulation  
Controller of Examinations  
Chief Superintendent (Exams)  
Exam section  
Scholarship section  
Fees section  
Transport Department

  
28/4/18

**Bapatla Engineering College (Autonomous)**  
Bapatla-522102

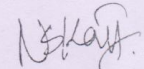
ACADEMIC CALANDER  
First Year B.TECH CLASSES FOR THE ACADEMIC YEAR - 2017-18

FIRST B.TECH.CLASSES (I and II SEMESTERS)

DESCRIPTION	I SEMESTER	II SEMESTER
COMMENCEMENT OF CLASS WORK	24-07-2017	26-12-2017
FIRST TERM EXMINATIONS	18-09-2017 TO 23-09-2017	26-02-2018 TO 03-03-2018
LAST INSTRUCTION DAY	23-11-2017	21-04-2018
SECOND TERM EXAMINATIONS	24-11-2017 TO 30-11-2017	23-04-2018 TO 28-04-2018
PREPARATION HOLIDAYS	01-12-2017 TO 06-12-2017	30-04-2018 TO 04-05-2018
SEMESTER END EXAMINATIONS	07-12-2017	05-05-2018


Dasara Vacation : 24.09.2017 to 02.10.2017  
Pongal Vacation : 13.01.2018 to 21.01.2018

Commencement of the classes for the III Semester (A.Y 2018-19) : 11.06.2018

  
(Dr. N. SUDHAKAR)  
PRINCIPAL

Copy to:

All HoDs for staff circulation and N/B  
Controller of Examinations  
Chief Superintendent (Exams)  
Office Superintendent  
Exam section  
Scholarship section  
Transportation Section  
Fees section



BAPATLA ENGINEERING COLLEGE :: BAPATLA  
Faculty Evaluation Report  
I Semester  
Academic Year : 2017-18

S.No.	Name of the Staff	Name of Subject 1	Grade (PI)	Name of Subject 2	Grade (PI)	Name of Subject 3	Grade (PI)
<b>CSE</b>							
1	Prof. V. Chakaradhar	OOPS	8.7	WN	8.4	-	-
2	Dr. P.S. Vachaspati	SE	6.1	SPM	6.8		
3	P. Pardha Saradhi	DS	8	AI	8		
4	Dr.Sk. Nazeer	OS	9.2	DBMS	9.5		
5	M. Rajesh Babu	DS	8.5	WN	8.2		
6	CH. Mangamma	DMS	7.8	DBMS	7.3		
7	K.Kishan Chand	MP&MC	7.8	ATFL	6.2		
8	T. Nagarjuna	ATFL	8.9	ICS	9.5		
9	K. Mani Deep	OOPS	9.5				
10	K. Arun Babu	EP-1	5.7	AI	7.4		
11	V. Naveen Kunar	SE	8.4	ADA	9		
12	R. Pavan Karthik	EP-1	8.1	OOAD	8.3		
13	S. Naga Chandra Sekhar	MP&MC	8	OOAD	7.6		
14	R. Veera Mohan	ICS	6.9				
15	J. Kumar Raja	OOPS	7.6	SPM	6.9		
16	M. Karuna	DMS	7.4	ICS	8.4		
17	P. Nanda Kishore	DMS	8.9	DS	9		
18	J. Madan Kumar	DLD	8.4	EP-1	8		
19	A. Ravi Kishore	AI	8.1	DBMS	8.5		
20	G. Ramesh Babu	MP&MC	6	OOAD	7.4		
21	P.Bala Krishna	ADA	8.2	ADA	8		
22	N. Phanidra	OS	8.8	OS	8.3		
23	B. Prasanth Babu	SE 3B	7.6	CP			
24	K. Ashok	DLD 2B	5.3	DLD 2C	5.6		
25	E. Esaswini	WN 4C	7				
26	N. Junnu Babu	ATFL 3B	5.7				
27	D. Venkatesh	CP					
28	K.V.N. Nagendra Babu	SPM	8		6.8		
29	M. Srikanth	CP			7.2		
<b>IT</b>							
1	Mr. N. Siva Ram Prasad	UP	7.1	ADA	8.6	-	-
2	Dr. K.SrinivasaRao	CD	7.8	OOAD	8.5		
3	Mr. P. A. V. Krishna Rao	ADA	8.2	MAD	8.0		
4	Mr.G.Prasad	CD	8.0	DMS	6.4		
5	Mr.K.BhaskaraRao	MAD	7.0	MAD	7.9		
6	Mr.B.Krishnaiah	DCCN	6.9	EP II	7.8		
7	Mr.M.Praveen Kumar	DCCN	6.3	OOAD	9.0		



8	Mr.N.Srinivasarao	UP	8.2	OOAD	9.0		
9	Mr P SrinivasaRao	DLD	7.3	CP	8.9		
10	Mr. K SaiPrasanth	ACS	9.3	EP II	8.6		
11	Mr. P RatnaPrakash	JP	8.3	JP	8.2	JP	8.0
12	Mr. P Ravi Kumar	DLD	7.4	DBMS	8.0		
13	Mr. K Suresh Kumar	DMS	8.3	DS	8.8		
14	Mr. K Ravi Tej	DBMS	8.7	OS	7.2		
15	Mr. D.SivaPhanidra	PEHV	7.0	ACS	8.7		
16	Mr. P Chandra Sekhar	DS	9.0	OS	9.2		
17	Mr. S.Ratna Babu	C#	8.7	CP	8.2		
18	Mr. Sk.Mabasha	C#	8.1	CP	8.3		
19	Mr. K.Gopi Raju	CN	7.9	-	-	-	-
20	Mr.B.Murali Krishna	CP	7.8	-	-	-	-
<b>ECE</b>							
1	Dr.B.Chandramohan	DIP	8.34	ANN	9.61		
2	Dr.N.Venkateswara Rao	MT	7.37	EDC	8.01		
3	K. Samba Sivarao	SC	8.21	LICA	8.22		
4	P.Surendrakumar	LCS	5.88	DE	8.95		
5	Ch.Altaffhussian	SS	6.75	DIP	7.16		
6	D.Swetha	DE	7.46	CTT	9.11		
7	Sk.M.S. Subhani	ES	8.9	SSP	9.33		
8	T.Krishnachaitanya	DE	8.33	VP	9.5		
9	M. Suneel	DIP	8.17	FOC	9.33		
10	B.Surendrababu	EDC	9.01	CT	9.14		
11	Sk.Idrish	EDC	7.75	SC	7.56		
12	P.P.M.Prasad	ES	7.1	ADC	9.11		
13	N.Nagaswathi	ES	8.0	LCS	7.33		
14	Y.Sruthi	LICA	7.21	ES	8.9		
15	P.Tejaswi	CT	7.36	SS	8.12		
16	K.Nagaraju	DS	8.8	ES	8.30		
17	Sd.Imranbasha	DC	7.27	BEE	8.5		
18	K.Kalpana	MT	7.98	LICA	7.17		
19	P.Vasudev Reddy	VLSI	8.32	PSC	8.92		
20	S.Ramesh	VLSI	8.48	SS	8.72		
21	P.Ravi	EC II	7.24	DC	6.81		
22	C.Subba Reddy	EMTL	8.5	LCS	8.95		
23	D.Suneel Varma	DC	8.03	EMTL	8.76		
24	Y.Ch.S.Hareesh	DS	8.77	EMTL	6.83		
25	U.Umamaheswara Rao	PSC	6.9	EC II	7.13		
26	B.Achyutchowdary	SC	8.55	VLSI	8.53		
27	D.Gopichand	MT	8.16	BEE	8.5		
28	N.V.Ramesh	PSC	7.7	EC II	7.89		
29	G.Mahesh	DS	8.91	CT	8.25		
<b>EIE</b>							
1	Sri. Ch.Ramesh	AT	8.81	DS 'C'	7.82		
2	Sri.D.Niranjana Babu	LIC	9.42	CT	9.04		

3	Smt. J.Venkata Lakshmi	CN	7.38	Trans	7.20		
4	Sri.B.V.Kumara Swamy	EC- II	8.32	ED	7.76		
5	Sri.P.Vinodh Babu	BI	9.31	DE	8.47		
6	Sri. M.V.N.Chakravarthy	AI	8.00	PSC	8.89		
7	Sri.T.Srinivasa Rao	OLI	6.46	LCS	7.02		
<b>CHE</b>							
1	Dr.J.S.Rao	MEB	8.9	PRE	8.4		-
2	Dr.N.Ram Gopal	MT	9.0	CTD	9.2	ES	8.1
3	Dr.T.Mohanrao	PDC	8.5	PMS	8.6	ES	8.0
4	K.S.bheemareddy	ICT	8.3	EE	8.8	ES	9.3
5	N.Sudharani	MTO-I	8.4	CPED-II	8.3	ES	8.8
6	K.Sambasiva Rao	CRE-I	8.9	TP	9.0	ES	9.2
7	M.M.Kalyani	MSE	7.8	BIO	7.6	ES	7.8
<b>Chemistry</b>							
1	Dr. V. Madhava Rao	E Chem	<b>9.1</b>	Org . Chem	9.8	--	-
2	Dr. K. Prasada Rao	E Chem	<b>9.3</b>	Org . Chem	9.3	A.Chem	9.56
3	Dr. Ch. Subrahmanyam	E Chem	<b>9.2</b>	Phy . Chem	9.4	--	--
4	Mr. A. Gopal	E Chem	<b>9.2</b>	In-O Chem	9.15	--	--
5	Dr . V. Syamala	E Chem	<b>9.0</b>	Anly . Chem	9.6	GChem	8.15
6	Dr. N. Srinivasa Rao	E Chem	<b>7.5</b>	Org . Chem	8.2	--	--
7	Mr. S. Mohan	E Chem	<b>9.0</b>	ES	8.7	ES	8.8
8	Mrs.P. Priyadarsini	E Chem	<b>8.6</b>	--	--	--	--
9	Mrs. T. Gangasree	E Chem	<b>9.2</b>	Org.Chem	8.6	--	--
10	Mr. K. Sudheer Kumar	E Chem	<b>9.1</b>	ES	8.9	ES	8.7
11	Dr. P. Krishnamurthy	E Chem	<b>8.2</b>	Anly . Chem	9.9	ES	--
<b>CE</b>							
1	Dr Ch N Satish Kumar	SM – I	8.2	SA- I	8.4		
2	Dr T Chandra Sekhar Rao	SM – I	8.3	SA - I	7.3		
3	Dr Ch Maruthi Devi	EE-II	9.3	EE - II	8.9		
4	Sri P Bapi Raju	GT - I	6.9	GT - I	6.8		
5	Sri N P N Moorthy	BM&CT	8.9	BM&CT	8.6		
6	Sri Y Ravi	SUR - I	9.3				
7	Sri S Ganapathi Prasad	FM	9.7	FM	9.5		
8	Sri T Chiranjeevi	TE - I	8.5	TE - I	8.1		
9	Sri K Ravi Kumar	EQS	8.4	EQS	7.5		
10	Sri A Vijaya Rama Raju	FM	7.9	WRE - I	8.7		
11	Sri T Santhi Sagar	SA – III	7.2				
12	Sri K Hari Babu	ERDS	9.2	ERDS	8.5		
13	Sri Y Prasana Kumar	BM&CT	8.6				
14	Sri K Babu Rao	DCS - I	7	DCS - I	8.6		
15	Sri B Ravi	SM - I	9.3				
16	Sri R L R N Prasad	WRE - I	7	WRE – I	7.5		
17	Sri Jaya Sundar K	RS & GIS	9	GT - I	9.2		
18	Sri Siva Rama Krishna U	SUR- I	7.1	SUR - I	8		
19	Sri G Rajendra	SA-III	7.7	SA - I	7.9		
20	Sri K Anil	EG	8.9	EG	8.8		

21	Sri S Suresh Kumar	RS&GIS	8.2	RS&GIS	7.9		
22	Sri E B Koteswara Rao	PSC	7.7	PSC	7		
23	Sri G Prasanth Babu	SUR – I	7.1	DCS- I	8		
24	Sri Y.Murali krishna	EM	9.18				
25	Sri N.Pradeep	EM	9.51				
26	Smt.M.Navya	EM	9.32				
<b>EEE</b>							
1	Smt. N.Rama Devi	CT	7.3	SS	7.7		
2	Mr. K.Ramesh	CT	8.6	SSM	8.6		
3	Mr. N.Karthik	TD	8.7	EPDS	7.3		
4	Mr. Ch.Sridhar	CT	8.3	SSM	7.8		
5	Mrs. K.Kamala Devi	GEP	7.6	UEP	7.1		
6	Mr. G.Rajesh	SGP	8.2	PSOC	8.4		
7	Mr. B.Shanker	DCM	8.9	PSOC	7.3		
8	Mr. P.Sampath Kumar	DCM	8.4	CS	8.5		
9	Mr. Ch.Hari Prasad	LIC	8.0	SGP	8.6		
10	Mr T.Ramesh	SSM	9.1	UEP	9.1		
11	Mr. J.Pardhasaradhi	TD	7.9	SGP	8.9		
12	Mr. G.Anil Kumar	TD	7.0	PSOC	4.7		
13	Mr. N.Bala Krishna	SS	7.3	SS	7.3		
14	Mr. B.Vijaya Krishna	EPDS	8.6	SSC	9.0		
15	Mr. J.Ravindra	CS	7.8	MCT	9.3		
16	Mr. M. D Prasada Rao	GEP	7.9	EPDS	7.3		
17	Mr. B. Praveen Kumar	BED	6.7	AMC	8.6		
18	Mr. M. Suresh Babu	LIC	7.6	-			
19	Mr. SK. Karimulla	BED	8.9	EHVAC	8.8		
20	Ms. M. Nagendra	BED	7.8	LIC	7.9		
21	Mr. M. Sivaramakrishna	STLD	5.7	UEP	8.9		
22	Mr. I. V. Raghavendra	STLD	9.4	LCS	8.8		
23	Mr. K. Rajendra	GEP	7.3	CMPS	8.8		
24	Ms. D. Nagalakshmi	BEE	8.6	BEE	8.7		
25	Mr. P. Vamsi Krishna	DCM	7.6	-			
26	Mr. G. Sai Goutham	STLD	6.4	-			
27	Mr. M. Vasu	BEE	8.6	-			
28	Mr. P. .Karimulla	APSP	9.4	BEE	8.4		
29	Mr. B. Praveen Kumar	BEE	8.7	-			
<b>English</b>							
1	Dr.P.Asha Madhavi	Com Eng	9.4				
2	N. Sudhir Kumar	Com Eng	9.5				
3	P.V.N. Malleswara Rao	Com Eng	8.9				
4	Dr Sk Shabreen Sulthana	Com Eng	8.8				
5	K. Kalyan Kumar	Com Eng	9.1				
6	Ch. Suresh Kumar	Com Eng	9.2				
7	K. Venkata Lakshmi	Com Eng	8.8				
<b>Maths</b>							
1	Dr. P. Vijaya Saradhi	NT	9.51	M-I	9.26	-	

2	Dr. T. Srinivasa Rao	Alg-I	8.69	M-I	9.00	M-III	7.79
3	Dr. KVLNAcharyulu	RA-I	9.84	M-I	9.93	M-III	9.28
4	Sri N. Karunakar	FA	9.49	M-III	8.9	M-III	8.65
5	Dr. Noorbhasha Rafi	Non Rings	9.21	M-I	8.30	M-III	6.5
6	Smt. M. Srujana	CA	9.69	M-I	9.78	M-III	8.01
7	Sri I. Pothuraju	ADMS	9.51	M-III	8.80	M-III	8.00
8	Miss K. Nagamani	Topology	9.57	M-III	8.4	M-III	9.18
9	Miss S. V Vasavi	OR	9.53	M-III	8.9	M-III	9.34
10	Miss Sk. K Jahan	M-I	9.24	M-III	9.7	M-III	8.4
11	Miss Alfas Fathima	DE	9.43	M-III	9.17	M-III	8.8
12	Miss. S. Madhuri	M-I	8.72	M-III	7.4	M-III	8.2
13	Miss I. Rajeswari	M-I	9.30	M-I	9.40	M-I	9.52
14	Miss P.V.N.C Sarala	M-I	9.10	M-I	9.46	M-I	9.00
<b>MCA</b>							
1	K.N.Prasad	MP	9.62	AI	9.80	-	-
2	N.Kiran Kumar	CNS	9.45	DAA	9.21	-	-
3	K.Bharathi	JAVA	9.05	ES	9.1	-	-
4	Farhad Sultana	OR	9.02	DOTNET	9.08	C	8.9
5	B.Sateesh	DM&BD	9.67	SE	9.4	-	-
6	P.V.Koteswara rao	CO	9.5	PYTHON	9.25	CO	9.13
7	B.V.Koteswara rao	DS in C	9.25	OOMD	9.15	FC	8.85
<b>ME</b>							
1	<u>Dr.M.Venkateswara Rao</u>	KOM	9.3	KOM	8.06		
2	<u>Sri. V.C.A.Vara Kumar</u>	KOM	7.92	MD	8.6		
3	Dr. T. Nanchariah	DME-1	8.5	DME-1	7.7		
4	<u>Dr. B. Ravi Sankar</u>	IC& GT	8.7	IC& GT	8.5		
5	<u>Dr. Ch. Lakshmi Srinivas</u>	EM&MM	8.78	OR	8.9		
6	<u>Sri.T.Siva Sankhar</u>	FM	7.8	FM	7.55		
7	<u>Sri.G.Kantha Prasad</u>	MOM-1	6.44	MOM-1	7.59	M.Draw	8.2
8	<u>Sri.K.Prasad Rao</u>	MC&MT	9.0	MC&MT	9.5		
9	<u>Sri.D.N Chowdary</u>	MD	8.9	MD	8.7		
10	<u>Sri.K.Srinivasa Rao</u>	EM&MM	7.69	EM&MM	6.7		
11	<u>Sri.P.U Maheswara Rao</u>	IMED	9.15	IMED	9.01		
12	<u>Sri.S.Vijay</u>	DME-III	9.1	DME-III	8.73		
13	<u>Sri.B.I.Hussain</u>	EE & A	8.7	EE & A	8.9		
14	<u>Smt.J.Laxmi Lalitha</u>						
15	<u>Sri.S.Krugon</u>	OM	8.61	OM	8.43		
16	<u>Sri.S.Ravi Kumar</u>	DME-III	9.36	EG			
17	<u>Sri.Y.Naredra Babu</u>	IMED	8.45	M.Draw	7.91	EG	<b>9.9</b>
18	<u>Sri.D.Vijay Praveen</u>	MOM-1	9.0	EG	9.5		
19	<u>Sri.M.Pardha Saradhi</u>	CAD/CAM	8.4	EG			
20	<u>Sri.K.Raja Sekhara Babu</u>	CAD/CAM	7.66	CAD/CAM	7.18		
21	<u>Sri.A.Praveen</u>	BTD	7.8	EG	<b>8.4</b>	BTD	8.10
22	<u>Sri.V.Srinivasulu</u>	OR	8.1	OM	8.69	M.Draw	8.01
23	<u>Sri.K.Seshagiri Rao</u>	PMP		PMP		EG	
24	<u>Sri.B.Visweswara</u>	DME-1	8.0	EE&A	8.0		



25	<u>Sri.Sk.A.Rahim</u>	OR	8.2	IMED			
26	Sri. M.Subrahmanyam	MC&MT	8.0	IMED		CG	
27	Sri. A.Suresh	PMP		BTD	8.33		
28	Sri Ch. L. Pruthvi Raz	EME		IMED			
29	Miss P. Naga harika	IC& GT	5.7	BTD			
30	Sri Boppudi Sandeep	IMED		CAPP			
31	Sri Praneeth Babu S	IMED		CAD			
32	Sri Raghunatha Reddy. G	FM	8.93	IMED			
33	Sri A. Babi Reddy	PMP		IMED			
<b>Physics</b>							
1	Dr.K.Rama Krishna	Engg Phy-I	9.04				
2	Dr.V.Aruna	Engg Phy-I	8.67				
3	Dr.V.V.Hari Babu	Engg Phy-I	9.33				
4	S.L.V.mallikarjun	Engg Phy-I	7.70				
5	Dr.Ch.Anjaneyulu	Engg Phy-I	8.77				
6	L.Nageswara Rao	Engg Phy-I	9.43				
7	N.SreeRam	Engg Phy-I	9.65				
8	Dr.M.V.Sambasiva Rao	Engg Phy-I	9.29				
9	Y.Chaitanya	Engg Phy-I	9.58				
10	Dr.A.Ramesh Babu	Engg Phy-I	9.51				

BAPATLA ENGINEERING COLLEGE :: BAPATLA  
Faculty Evaluation Report  
II Semester  
Academic Year : 2017-18

S.No.	Name of the Staff	Name of Subject 1	Grade (PI)	Name of Subject 2	Grade (PI)	Name of Subject 3	Grade (PI)
<b>CSE</b>							
1	Prof. V. Chakaradhar	GUI	8.9	APP	8.8		
2	Dr. P.S. Vachaspati	PEHV	6.5	NLP	7.5		
3	P. Pardha Saradhi	DAA	8.4	APP	6.6		
4	Dr.Sk. Nazeer	PEHV	9	PEHV	9.3		
5	M. Rajesh Babu	IDA	7.9	APP	8.9		
6	CH. Mangamma	IDA	7.7	CD	7.4		
7	K.Kishan Chand	EP-2	7	EP-2	6.7		
8	T. Nagarjuna	DAA	9.5	ACS	9.8		
9	K. Mani Deep	GUI	9.6				
10	K. Arun Babu	CMD	6.9	CMD	6.1		
11	V. Naveen Kunar	STM	9	MCA	7.8		
12	R. Pavan Karthik	NLP	7.8	STM	8.5		
13	S. Naga Chandra Sekhar	EP-2	8.3	CN	7		
14	R. Veera Mohan	ACS	7.4				
15	J. Kumar Raja	WT	7.8	CN	7.9		
16	M. Karuna	CD	7.6	ACS	8.8		
17	P. Nanda Kishore	DAA	9.4	CN	8.4		
18	J. Madan Kumar	CD	7.5	CMD	8.1		
19	A. Ravi Kishore	WT	9.2	NLP	8		
20	G. Ramesh Babu	WT	7	STM	8.7		
21	P.Bala Krishna	CO	8.4	IDA	7.5		
22	N. Phanidra	CO	8.8	CP			
23	B. Prasanth Babu	GUI	9.1				
24	K. Ashok	CO	6.4				
25	E. Esaswini						
26	N. Junnu Babu	CP					
27	D. Venkatesh						
28	K.V.N. Nagendra Babu						
29	M. Srikanth						
<b>IT</b>							
1	Mr. N. Siva Ram Prasad	ICS	8.5	IDA	7.9	-	-
2	Dr. K.SrinivasaRao	SDP	9.3	CP	8.5		
3	Mr. P. A. V. Krishna Rao	Cloud Prog	7.2	Bio Info.	7.3		
4	Mr.G.Prasad	ATFL	8.0	WN	8.7		
5	Mr.K.BhaskaraRao	Cloud Prog	7.9	EP- I	7.3		
6	Mr.B.Krishnaiah	SE	7.4	WN	6.6		
7	Mr.M.Praveen Kumar	SPM	8.2	SE	8.6		
8	Mr.N.Srinivasarao	DAA	7.3	SDP	8.5		
9	Mr P SrinivasaRao	OOP&OS	8.5	-	-		

10	Mr. K SaiPrasanth	WT	8.1	EP-I	8.4		
11	Mr. P RatnaPrakash	GUI	8.7	SPM	9.3		
12	Mr. P Ravi Kumar	ATFL	8.3	IDA	9.3		
13	Mr. K Suresh Kumar	WT	8.8	CP	8.5		
14	Mr. K Ravi Tej	CO	8.1	GUI	8.4		
15	Mr. D.SivaPhanidra	Bio Infor.	9.1	ICS	8.6		
16	Mr. P Chandra Sekhar	DAA	8.9	CO	9.1		
17	Mr. S.Ratna Babu	OOP&OS	8.5	-	-		
18	Mr. Sk.Mabasha	OOP&OS	8.4	-	-		
19	Mr. K.Gopi Raju	-	-	-	-	-	-
20	Mr.B.Murali Krishna	-	-	-	-	-	-
<b>ECE</b>							
1	Dr.B.Chandramohan	EMFT	8.71	FL	9.7		
2	Dr.N.Venkateswara Rao	EC1	8.1	AWP	8.83		
3	K. Samba Sivarao	NAS	8.11	BMP	9.3		
4	P.Surendrakumar	BEMP	8.4	BEMP	7.28		
5	Ch.Altaffhussian	NAS	8.59	AI&ML	5.56		
6	D.Swetha	RADARS	7.99	RTSP	9.6		
7	Sk.M.S. Subhani	PEHV	7.75	Sat Sys	9.5		
8	T.Krishnachaitanya	PEHV	8.64	MSFB	9.6		
9	M. Suneel	OFC	8.58	WLC	9.5		
10	B.Surendrababu	OOPS	7.68				
11	Sk.Idrish	OFC	6.66	BI	8.35		
12	P.P.M.Prasad	PEHV	6.86	ES	9.7		
13	N.Nagaswathi	RADARS	6.86	BEMP	7.92		
14	Y.Sruthi	AMC	7.12	MPMC	7.57		
15	P.Tejaswi	EC1	7.27	DSP	6.59		
16	K.Nagaraju	AWP	7.69	OOPS	8.16		
17	Sd.Imranbasha	AC	6.87	CO	7.83		
18	K.Kalpana	EC1	8.19	AC	8.38		
19	P.Vasudev Reddy	EMFT	9.31	RADAR	8.14		
20	S.Ramesh	BI	8.88	MPMC	9.15		
21	P.Ravi	CO	8.77	NAS	7.01		
22	C.Subba Reddy	AWP	8.53	AI&ML	7.73		
23	D.Suneel Varma	OOPS	7.23	Mob.Com	8.5		
24	Y.Ch.S.Hareesh	DSP	8.02	BI	8.41		
25	U.Umamaheswara Rao	AMC	7.66	AMC	8		
26	B.Achyutchowdary	AC	8.46	EMFT	8.19		
27	D.Gopichand	MPMC	8.33	DSP	8.99		
28	N.V.Ramesh	OFC	7.54	BEE	9.3		
29	G.Mahesh	EMFT	8.71	FL	9.7		
<b>EIE</b>							
1	Sri. Ch.Ramesh	OOP Java	8.86	S&S	7.94		
2	Sri.D.Niranjan Babu	EC - I	8.47	-	-		
3	Smt. J.Venkata Lakshmi	PCI	7.48	ES	7.33		
4	Sri.B.V.Kumara Swamy	VLSI	9.03	PC	8.23		

5	Sri.P.Vinodh Babu	CCP	9.48	II	9.23		
6	Sri. M.V.N.Chakravarthy	DSP	8.57	MP&I	8.15		
7	Sri.T.Srinivasa Rao	DIP	6.30	PE&HV	8.11		
<b>CHE</b>							
1	Dr.J.S.Rao	PHT	9.0	IPC	8.5		-
2	Dr.N.Ram Gopal	ET	9.1	MEM	8.3		
3	Dr.T.Mohanrao	OCP	8.5	MTO-II	7.8	ES	8.9
4	K.S.bheemareddy	MUO	8.5	SHA	8.4	ES	9.6
5	N.Sudharani	PI	8.7	CPED-I	8.9	ES	9.4
6	K.Sambasiva Rao	CRE-II	9.0	PT	9.1	ES	9.3
7	M.M.Kalyani	OCT	7.5	ES	7.7	ES	7.8
<b>Chemistry</b>							
1	Dr. V. Madhava Rao	E Chem	9.3	Org Chem	9.74	--	-
2	Dr. K. Prasada Rao	E Chem	9.3	Org Chem	9.4	An Che	9.7
3	Dr. Ch. Subrahmanyam	E Chem	9.4	Phy . Chem	9.1	--	--
4	Mr. A. Gopal	E Chem	9.3	InOrg Chem	8.9		
5	Dr . V. Syamala	E Chem	9.6	Anly . Chem	9.5	Ge Chem	7
6	Dr. N. Srinivasa Rao	E Chem	8.1	Org . Chem	8.3	--	--
7	Mr. S. Mohan	E Chem	8.4	ES	9.4	ES	9.0
8	Mrs.P. Priyadarsini	E Chem	8.3	--	--	--	--
9	Mrs. T. Gangasree	E Chem	9.1	--	--	--	--
10	Mr. K. Sudheer Kumar	E Chem	8.6	ES	8.77	ES	8.9
11	Dr. P. Krishnamurthy	E Chem	8.8	Anly . Chem	9.7	--	--
<b>CE</b>							
1	Dr Ch N Satish Kumar	SM - II	8.9	SA - II	9	-	-
2	Dr T Chandra Sekhar Rao	SM - II	8.8	SA - II	8.2		
3	Dr Ch Maruthi Devi	AEE	9.1	AEE	8.6		
4	Sri P Bapi Raju	GT - II	7.6	GT - II	7.1		
5	Sri N P N Moorthy	DSS - II	7.9	DSS- II	7.3		
6	Sri Y Ravi	SUR - II	9.4	EM	9.5		
7	Sri S Ganapathi Prasad	H&HM	9.7	H&HM	9.5		
8	Sri T Chiranjeevi	TE - II	8.7	TE - II	8.8		
9	Sri K Ravi Kumar	CM	8.8	CM	8.7		
10	Sri A Vijaya Rama Raju	H&HM	7.5	WRE -II	9.1		
11	Sri T Santhi Sagar	BE	7.8	EM	7.12		
12	Sri Y Murali Krishna	DSS-II	9.2	EM	9.35		
13	Sri K Hari Babu	RS&GIS	9.2				
14	Sri N Pradeep	EM	9.6				
15	Sri Y Prasana Kumar	EE - I	8.4				
16	Sri K Babu Rao	DCS- II	8.4	DCS- II	8.7		
17	Sri B Ravi	SM - II	9.5				
18	Sri R L R N Prasad	WRE- II	7.8	WRE - II	8.1		
19	Sri Jaya Sundar K	SUR - II	8	GT - II	9.1		
20	Sri Siva Rama Krishna U	SUR - II	6.6	SUR - II	8		
21	Sri G Rajendra	SA - II	8.8	BE	9		
22	Sri K Anil	PE&HV	8.8	PE&HV	8.2		

23	Sri S Suresh Kumar	PE&HV	8.8	EE - I	8.6		
24	Sri E B Koteswara Rao	RS&GIS	7.9	RS&GIS	7.7		
25	Sri G Prasanth Babu	DCS- II	9.3				
26	Miss Y Vidya Indrasana	EE - I	8.7				
<b>EEE</b>							
1	Smt. N.Rama Devi	CAPS	8.0	NA&S	8.3		
2	Dr. G. Ravi Kumar	MPMC	8.0	OR	9.5		
3	Mr. K.Ramesh	T&IM	8.1	HVE	8.7		
4	Mr. N.Karthik	EMFT	8.5	-	-		
5	Mr. Ch.Sridhar	NAS	6.9	-	-		
6	Mrs. K.Kamala Devi	PEHV	7.6	-	-		
7	Mr. G.Rajesh	T&IM	6.9	CAPS	6.8		
8	Mr. B.Shanker	EMES	7.7	PSA	7.0		
9	Mr. P.Sampath Kumar	NA&S	9.3	PE	8.7		
10	Mr. Ch.Hari Prasad	DSP	8.1	HVE	8.7		
11	Mr T.Ramesh						
12	Mr. J.Pardhasaradhi	FACTS	7.7	PSA	7.0		
13	Mr. G.Anil Kumar	PE	5.8	FACTS	7.3		
14	Mr. N.Bala Krishna	MPMC	8.4	-	-		
15	Mr. B.Vijaya Krishna	ID	9.0	-	-		
16	Mr. J.Ravindra	EMES	7.6	-	-		
17	Mr. M. D Prasada Rao	FACTS	8.1	-	-		
18	Mr. B. Praveen Kumar	PQ	8.9	AEC	7.6		
19	Mr. M. Suresh Babu	ID	7.0	-	-		
20	Mr. SK. Karimulla	AEC	8.1	-	-		
21	Ms. M. Nagendra	AEC	8.2	DSP	7.4		
22	Mr. M. Sivaramakrishna	EMFT	7.6	PEHV	7.8		
23	Mr. I. V. Raghavendra	DSP	8.7	T&IM	8.7		
24	Mr. K. Rajendra	RTCPS	8.2	PEHV	7.6		
25	Ms. D. Nagalakshmi	ID	8.7	-	-		
26	Mr. P. Vamsi Krishna	PE	7.8	-	-		
27	Mr. G. Sai Goutham	EMES	7.2	-	-		
28	Mr. M. Vasu	EMFT	6.7	-	-		
29	Mr. P. .Karimulla	HVE	8.7	PSS	8.5		
30	Mr. B. Praveen Kumar	BEE	8.5	-	-		
31	Mr. M. Ganesh Babu	MPMC	7.7	-	-		
<b>English</b>							
1	Dr.P.Asha Madhavi	Com Eng	9.3				
2	N. Sudhir Kumar	Com Eng	**				
3	P.V.N. Malleswara Rao	Com Eng	8.8				
4	Dr Sk Shabreen Sulthana	Com Eng	9.1				
5	K. Kalyan Kumar	Com Eng	9.1				
6	Ch. Suresh Kumar	Com Eng	9.7				
7	K. Venkata Lakshmi	Com Eng	**				
<b>Maths</b>							
1	Dr. P. Vijaya Saradhi	Near-Rings	9.22	M-II	8.71		

2	Dr. T. Srinivasa Rao	M&I	9.06	M-II	8.88	M-IV	6.94
3	Dr. KVLNAcharyulu	Ana-II	9.78	M-II	9.85	M-IV	9.9
4	Sri N. Karunakar	GT	9.38	M-II	8.90	M-IV	6.1
5	Dr. Noorbhasha Rafi	Non -CR	9.10	M-II	8.24	M-IV	7.35
6	Smt. M. Srujana	CONM	9.57	M-IV	9.00		
7	Sri I. Pothuraju	PDE	9.18	M-II	9.34	M-IV	8.23
8	Miss K. Nagamani	LT	9.34	M-II	8.78	M-IV	8.1
9	Miss S. V Vasavi	OR	9.35	M-II	9.3	M-IV	9.2
10	Miss Sk. K Jahan	M-IV	9.21	M-IV	9.4	M-IV	8.53
11	Miss Alfas Fathima	IGT	9.72	M-IV	8.92	M-IV	8.6
12	Miss. S. Madhuri	M-II	9.51	M-IV	8.66	M-IV	6.8
13	Miss I. Rajeswari	M-II	8.55	M-II	9.32	M-II	9.10
14	Miss P.V.N.C Sarala	M-IV	7.98	M- M-IV	7.78	M-IV	7.95
<b>MCA</b>							
1	K.N.Prasad	LP	9.78	SE	9.29		
2	N.Kiran Kumar	DAA	9.17	CNS	9.36		
3	K.Bharathi	AI	9.22	DS C++	7.81		
4	Farhad Sultana	PS	8.98	DBMS	7.82		
5	B.Sateesh	DM&BD	9.65	PPL	9.26		
6	P.V.Koteswara rao	ES	9.1	WT	8.67		
7	B.V.Koteswara rao	OS	8.26	OOMD	8.28		
<b>ME</b>							
1	<u>Dr.M.Venkateswara Rao</u>	DME -II	9.0				
2	<u>Sri. V.C.A.Vara Kumar</u>	MOM- II	8.88	ROBO	9.5		
3	Dr. T. Nanchariah	MOM- II	8.49	FEA	7.5		
4	<u>Dr. B. Ravi Sankar</u>	HT	9.12	AE	8.49		
5	<u>Dr. Ch. Lakshmi Srinivas</u>	AT	8.73				
6	<u>Sri.T.Siva Sankhar</u>	HM	8.87	HT	8.4		
7	<u>Sri.G.Kantha Prasad</u>	MOM- II	7.59				
8	<u>Sri.K.Prasad Rao</u>	ME	9.64				
9	<u>Sri.D.N Chowdary</u>	DME- II	9.32				
10	<u>Sri.K.Srinivasa Rao</u>	CFWT	8.6	EG			
11	<u>Sri.P.U Maheswara Rao</u>	PPE	9.32				
12	<u>Sri.S.Vijay</u>	FEA	8.62	MSM	9.35		
13	<u>Sri.B.I.Hussain</u>	ROBO	8.96				
14	<u>Smt.J.Laxmi Lalitha</u>	EG					
15	<u>Sri.S.Krugon</u>	PE&HV	9.01				
16	<u>Sri.S.Ravi Kumar</u>	DME- II	8.91				
17	<u>Sri.Y.Naredra Babu</u>	MSM	7.91	EG			
18	<u>Sri.D.Vijay Praveen</u>	HM	8.93	EG			
19	<u>Sri.M.Pardha Saradhi</u>	ROBO	9.05	EG			
20	<u>Sri.K.Raja Sekhara Babu</u>	CFWT	9.09	AT	8.1		
21	<u>Sri.A.Praveen</u>	ATD	8.84	EG			
22	<u>Sri.V.Srinivasulu</u>	AT	8.44				
23	<u>Sri.K.Seshagiri Rao</u>	PPE	8.7	EG			
24	<u>Sri.B.Visweswara</u>	CFWT	7.92				

25	<u>Sri.Sk.A.Rahim</u>	MSM	9.07	PE&HV	7.5		
26	Sri. M.Subrahmanyam	ME	7.97				
27	Sri. A.Suresh	HT	7.7				
28	Sri Ch. L. Pruthvi Raz	ME	8.8				
29	Miss P. Naga harika	ATD	8.54	PPE	7.88		
30	Sri Boppudi Sandeep	AE	7.9				
31	Sri Praneeth Babu S	AE	8.98	PE&HV	6.79		
32	Sri Raghunatha Reddy. G	ATD	8.33	HM	9.23		
33	Sri A. Babi Reddy	FEA	8.45				
<b>Physics</b>							
1	Dr.K.Rama Krishna	Engg Phy-I	9.04				
2	Dr.V.Aruna	Engg Phy-I	8.67				
3	Dr.V.V.Hari Babu	Engg Phy-I	9.37				
4	S.L.V.mallikarjun	Engg Phy-I	8.55				
5	Dr.Ch.Anjaneyulu	Engg Phy-I	8.49				
6	L.Nageswara Rao	Engg Phy-I	9.12				
7	N.SreeRam	Engg Phy-I	9.65				
8	Dr.M.V.Sambasiva Rao	Engg Phy-I	9.03				
9	Y.Chaitanya	Engg Phy-I	9.58				
10	Dr.A.Ramesh Babu	Engg Phy-I	9.14				

## BEST PRACTICES

The practices which have contributed for better academic and administrative functioning of the college. The institution promotes many best practices to improve the quality of education and teaching-learning process. It leaves no stone unturned to make the future of the students bright and excellent.

### **I. Best Practice-1:**

#### **Enhancing student skill set**

##### **Objectives of the practice**

In addition to the academic activities, the institute is making enormous efforts for all-round development of the students. The objectives are to develop & enhance the following skills in the students:

- Technical skills.
- Interpersonal skills
- Organizational skills.
- Conducting technical and cultural fest in the college at national level.

##### **The context**

The college has been working with the aim of making it a centre of excellence. Students from different levels & backgrounds need training to improve their technical as well as organizational skills. Considering these requirements, college is providing excellent facilities for the students to improve their skills and to achieve their career goals.

##### **The Practice**

- Eminent speakers from industry and prestigious academic institutes are being invited for delivering guest lectures on latest technologies.
- All departments are conducting technical events through their clubs / associations on current trends & technologies to improve the technical knowledge of the students.
- Students use the Internet facility beyond the working hours to learn about the latest technologies.
- E-Journals/Magazines are provided in the library to know about the new technologies and research trends.
- The college encourages the students to attend workshops / student meets / paper presentations to improve their technical and presentation skills.
- The college provides financial assistance to students to implement new ideas or thoughts as projects and encourages creative skills of the students.
- Training programs and workshops are being organized to promote experimental learning in the campus.
- Industrial visits are being arranged for practical exposure to students.
- Students are being encouraged to attend summer projects / internships in the industries/prestigious academic institutions to acquire practical knowledge.



- Each department organizes National Level Technical student meet regularly which helps the students to improve their interpersonal skills and time management for meeting the deadlines.
- The students play major role in the events annual day & fresher's day being organized by the college and inculcate the qualities co-operation, co-ordination and team work.
- Personality development programs and seminars are being conducted from the first year to improve communication skills & soft skills of the students.
- The institute is encouraging the students to become members of professional bodies like IETE, ISTE, IEEE etc., and various events are being organized under these professional bodies to improve their skills.
- The college is organizing various co-curricular and extra-curricular activities through student initiated clubs for enabling all round development of the students.

**Evidence of Success:**

- The change in the behaviour & communication of the students from first year to final year is an ample testimony for the success of the programs being organized.
- The prizes / awards won by the students in technical and other events emphasize the impact of the programs.
- The performance of the students in placements is an indication of the success of the programs being organized.

**Problems Encountered & Resources Required:**

Problems Encountered:

- No problems are encountered regarding finance because the college management is sanctioning sufficient budget for conducting various programs and for providing necessary resources.
- A few problems are encountered in the implementation:
- Adjusting academic schedule to accommodate the programs
- Providing slots in the time-table to make some of the events as regular activities

Resources Required:

- Extra working hours/days to schedule the programs
- Provision of the Internet, library, labs, seminar halls and sports kits to students of various sections / years The college overcame these problems by the co-operation of staff and students by providing suitable slots and staying beyond the working hours, if required.

**II. Best Practice-2:**

**Comprehensive Student Monitoring System.**

**Objectives:**

The objectives of the comprehensive student monitoring system are :

- To monitor the students regularity & discipline
- To enable the parents to know about the performance & regularity of their wards.
- To counsel and direct the students to achieve the intended goals.

**The Context:**

Inculcating discipline, punctuality and motivation among the students is the main objective in career building of a student. In this direction, the college has a well-established system to monitor the students' activity. The organizational structures, policies, and practices support monitoring the student's progress and commitment to learning during each semester.

**The Practice:**

- The college has an effective and automated Student Information System for recording students' attendance as well as performance in the internal Exams being conducted in each semester.
- The teacher takes students attendance in every class during the first five minutes and after the class enters the list of absentees in the academic activity register to enable the head of the department to monitor the students in each period of the day.
- The class in-charges prepare the monthly attendance of the students for each section and send the information to the parents of defaulters through proper channel.
- The following measures are being taken for improvement of the attendance of the students:-
- The concerned teacher enquires and counsels the student if he is absent for two continuous classes. The class-in charge enquires and counsels the student if he is continuously absent for more than two days and directs him to HoD for necessary action.
- The HOD warns the student if he is absent continuously for more than one week and informs the parents about his irregularity.
- The HOD calls the parents of a student if he is absent continuously for more than two weeks, enquires the reason and advises them to take care of their ward.
- The HOD forwards the details of a student to the Principal for further action if he is absent continuously even after informing his parents.
- Periodic meetings are conducted by the Principal with HODs to review The punctuality and regularity of the students.
- Weight age is given to attendance in internal marks to improve the students regularity. 5 marks are allotted for attendance in each theory subject in a graded manner.
- The class interaction committee meetings are being conducted twice in a semester for every class to know and to solve their problems.
- Every student participates in the events conducted in the college or other colleges with the prior permission of the concerned HOD.
- Disciplinary Committee of the college promptly curbs the indiscipline in the campus.
- Anti-Ragging Committee monitors the freshers by frequently visiting the sensitive areas within the campus and outside the campus.
- Additional duty is assigned to the faculty members to monitor the freshers from being affected by any sort of ragging in and around the campus.

**Evidence of Success:**

- The improvement in attendance of the students speak volumes regarding steps taken for monitoring the students.
- The decrease in detention rate justifies the mechanisms adopted for monitoring the students.
- The enhancement in performance of the students due to regular monitoring and discipline in the college is an evidence of success of the practice.

**Problems Encountered and Resources Required:****Problems Encountered:**

- No problems are encountered in forming various committees and conducting meetings due to proper distribution of load among the staff.
  - A few problems are encountered in the implementation:
  - Enquiring the student in the class, regarding his absence, wastes time for all the students in the class.
  - Poor response of the parents for enquiries from the college
- Resources Required:**
- More number of classes to complete the subject than actual required number of classes
  - Extra efforts of staff and the HOD to counsel the students and to explain the parents about their role and cooperation in monitoring their wards.

These problems are solved with the total involvement of the Principal, the HOD & the staff and they are successful in making the parents aware of their role in building the career of their wards.